

■ Features

- Widely used in high voltage, high frequency circuit
- Low loss and small inherent temperature rise
- Excellent active and passive flame resistant circuit
- Double side metallized
- Especially designed as snubber capacitor for IGBT

■ 特点

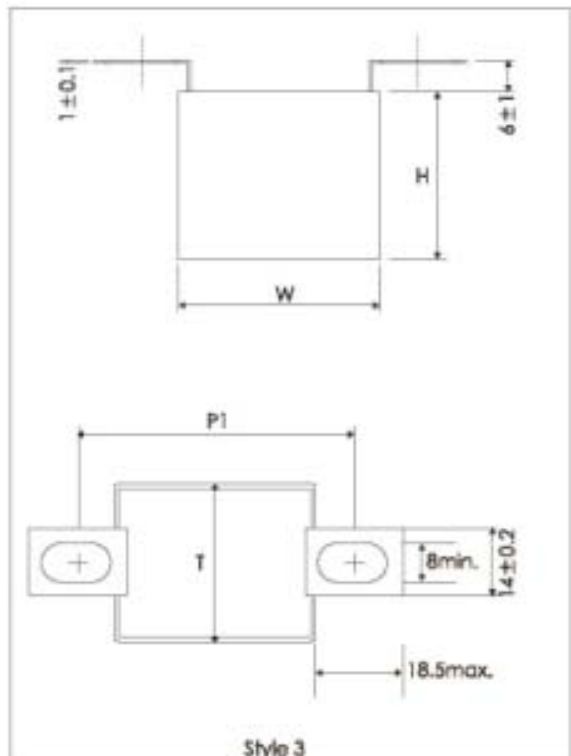
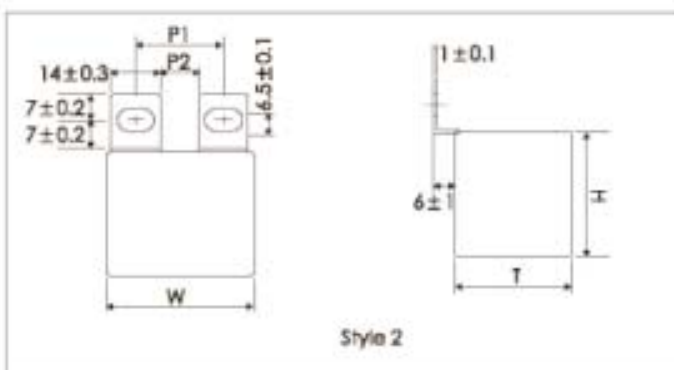
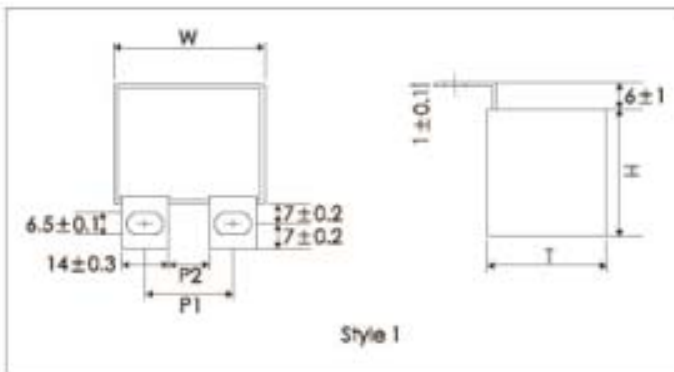
- 广泛应用于高压高频脉冲电路中
- 损耗小，内部温升小
- 优异的阻燃性能
- 双面金属化
- 适合作为 IGBT 的吸收电容

■ 标识 Marking



NO.	项目 Item
1	商标 Brand
2	产品系列 Products series
3	容量、偏差以及额定电压 Capacitance, Tolerance and Rated voltage
4	年度标记 Year code

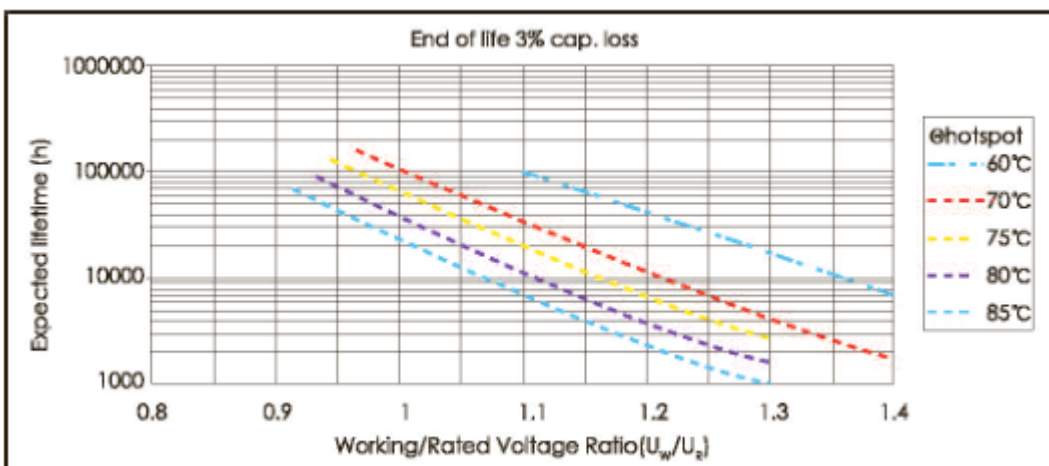
■ 外型图 Dimensions



■ 性能特性 Specifications

项目 Item	特性 Characteristics
引用标准 Reference Standard	GB/T 17702 (IEC 61071)
气候类别 Climatic Category	40/85/56
工作温度范围 Operating Temperature Range	-40~+85 °C ($\Theta_{\max(\text{hotspot})} \leq 85^\circ\text{C}$)
存储温度范围 Storage Temperature Range	-40~+85 °C
额定电压 U_R Rated Voltage	700---2000 V _{DC}
电容量范围 Capacitance Range	0.2 ~ 7.5 μF
电容量偏差 Capacitance Tolerance	$\pm 5\%$ (J), $\pm 10\%$ (K)
端子与端子电压 U_{TT} Voltage Between Terminals	$1.5 \times U_{RDC}$, 10s (20°C, 50Hz)
端子与铝壳电压 U_{TC} Voltage Between Terminals and Case	3000V _{AC} , 10s (20°C, 50Hz)
损耗角正切 Dissipation Factor	0.0005 (20°C, 1kHz)
介质损耗角正切 Dielectric Dissipation Factor	0.0002
绝缘电阻 Insulation Resistance	$\geq 30000 \text{ M}\Omega \cdot \mu\text{F}$ (20°C, 100V _{DC} , 1min)
预期寿命 Life Expectancy	100000 hours (U_R , $\Theta_{\text{hotspot}} = 70^\circ\text{C}$)
失效率 Failure Rate	100 FIT

■ 预期寿命曲线 Expected lifetime curve



规格标准 Standard Ratings

U _R	C _R	P/N	dV/dt	\hat{i}	R _s	I _{max}	W	H	T
(V)	(μ F)	-	(20°C) (V/ μ S)	(A)	100kHz (m Ω)	100kHz @70°C (A)	(mm)	(mm)	(mm)
700	1.20	FCS2QIL125*F*****	325	390	10	12.4	42.5	28	24
	1.80	FCS2QIL185*F*****	325	585	8	16.8	42.5	36	24
	2.20	FCS2QIL225*F*****	325	715	7	18.8	43	33	33
	2.50	FCS2QIL255*F*****	325	813	6	20.3	43	35.5	33.5
	3.00	FCS2QIL305*F*****	325	975	5	22.4	42.5	45	30
	4.00	FCS2QIL405*F*****	325	1300	4	25	42.5	43	42
	4.20	FCS2QIL425*H*****	260	1092	3	26	57.5	43.5	29.5
	4.50	FCS2QIL455*H*****	260	1170	3	26	57.5	45	30
	5.00	FCS2QIL505*H*****	260	1300	3	27	57.5	45	35
	5.50	FCS2QIL555*H*****	260	1430	2	27	57.5	50	35
	6.00	FCS2QIL605*H*****	260	1560	2	28	57.5	45	45
	7.50	FCS2QIL755*H*****	260	1950	2	30	57.5	55	40
	0.80	FCSK2IL804*F*****	400	320	10	11.8	42.5	28	24
	850	1.20	FCSK2IL125*F*****	400	480	9	15.6	42.5	36
1.50		FCSK2IL155*F*****	400	600	8	17.6	43	33	33
1.80		FCSK2IL185*F*****	400	720	7	19.8	43	35.5	33.5
2.20		FCSK2IL225*F*****	400	880	6	21.5	42.5	45	30
2.80		FCSK2IL285*F*****	400	1120	5	24	42.5	43	42
3.00		FCSK2IL305*F*****	290	870	4	24	57.5	43.5	29.5
3.00		FCSK2IL305*H*****	290	870	4	25	57.5	45	30
3.50		FCSK2IL355*H*****	290	1015	4	25	57.5	45	35
4.50		FCSK2IL455*H*****	290	1305	3	27	57.5	50	35
5.00		FCSK2IL505*H*****	290	1450	3	27	57.5	45	45
5.00		FCSK2IL505*H*****	290	1450	2	29	57.5	55	40
0.65		FCS3AIL654*F*****	500	325	10	11.6	42.5	28	24
1.00		FCS3AIL105*F*****	500	500	9	15.5	42.5	36	24
1000		1.20	FCS3AIL125*F*****	500	600	8	17.5	43	33
	1.40	FCS3AIL145*F*****	500	700	7	18.8	43	35.5	33.5
	1.80	FCS3AIL185*F*****	500	900	6	21	42.5	45	30
	2.20	FCS3AIL225*F*****	500	1100	5	23	42.5	43	42
	2.20	FCS3AIL225*H*****	350	770	6	23	57.5	43.5	29.5
	2.50	FCS3AIL255*H*****	350	875	5	24	57.5	45	30
	3.00	FCS3AIL305*H*****	350	1050	5	24	57.5	45	35
	3.30	FCS3AIL335*H*****	350	1155	4	25	57.5	50	35
	3.50	FCS3AIL355*H*****	350	1225	4	25	57.5	45	45
	4.50	FCS3AIL455*H*****	350	1575	4	28	57.5	55	40
	0.47	FCS3BIL474*F*****	650	306	10	11.5	42.5	28	24
	0.70	FCS3BIL704*F*****	650	455	10	15.3	42.5	36	24
	0.80	FCS3BIL804*F*****	650	520	9	17.2	43	33	33
	1.00	FCS3BIL105*F*****	650	650	8	18.6	43	35.5	33.5
1200	1.20	FCS3BIL125*F*****	650	780	7	20.6	42.5	45	30
	1.50	FCS3BIL155*F*****	650	975	6	22	42.5	43	42
	1.50	FCS3BIL155*H*****	455	683	6	22	57.5	43.5	29.5
	1.80	FCS3BIL185*H*****	455	819	6	23	57.5	45	30
	2.00	FCS3BIL205*H*****	455	910	5	24	57.5	45	35
	2.20	FCS3BIL225*H*****	455	1001	5	24	57.5	50	35
	2.50	FCS3BIL255*H*****	455	1138	4	25	57.5	45	45
	3.00	FCS3BIL305*H*****	455	1365	4	26	57.5	55	40
	0.33	FCS3CIL334*F*****	800	264	11	11.4	42.5	28	24
	0.50	FCS3CIL504*F*****	800	400	10	15	42.5	36	24
	0.60	FCS3CIL604*F*****	800	480	9	16.8	43	33	33
	0.70	FCS3CIL704*F*****	800	560	9	18.4	43	35.5	33.5
	0.80	FCS3CIL804*F*****	800	640	8	20.5	42.5	45	30
	1600	1.00	FCS3CIL105*F*****	800	800	7	21	42.5	43
1.00		FCS3CIL105*H*****	560	560	6	22	57.5	43.5	29.5
1.20		FCS3CIL125*H*****	560	672	6	22	57.5	45	30
1.40		FCS3CIL145*H*****	560	784	5	23	57.5	45	35
1.60		FCS3CIL165*H*****	560	896	5	23	57.5	50	35
1.70		FCS3CIL175*H*****	560	952	4	24	57.5	45	45
2.00		FCS3CIL205*H*****	560	1120	4	25	57.5	55	40
0.20		FCS3DIL204*F*****	1000	200	11	11.3	42.5	28	24
0.30		FCS3DIL304*F*****	1000	300	11	14.9	42.5	36	24
0.39		FCS3DIL394*F*****	1000	390	10	16.6	43	33	33
0.42		FCS3DIL424*F*****	1000	420	9	18.2	43	35.5	33.5
0.56		FCS3DIL564*F*****	1000	560	9	20.1	42.5	45	30
0.70		FCS3DIL704*F*****	1000	700	8	20	42.5	43	42
0.75		FCS3DIL754*H*****	720	540	8	21	57.5	43.5	29.5
0.82	FCS3DIL824*H*****	720	590	7	21	57.5	45	30	
2000	0.90	FCS3DIL904*H*****	720	648	6	22	57.5	45	35
	1.00	FCS3DIL105*H*****	720	720	6	22	57.5	50	35
	1.20	FCS3DIL125*H*****	720	864	5	22	57.5	45	45
	1.40	FCS3DIL145*H*****	720	1008	4	24	57.5	55	40

可根据客户要求定制。

Customer products are available on request.